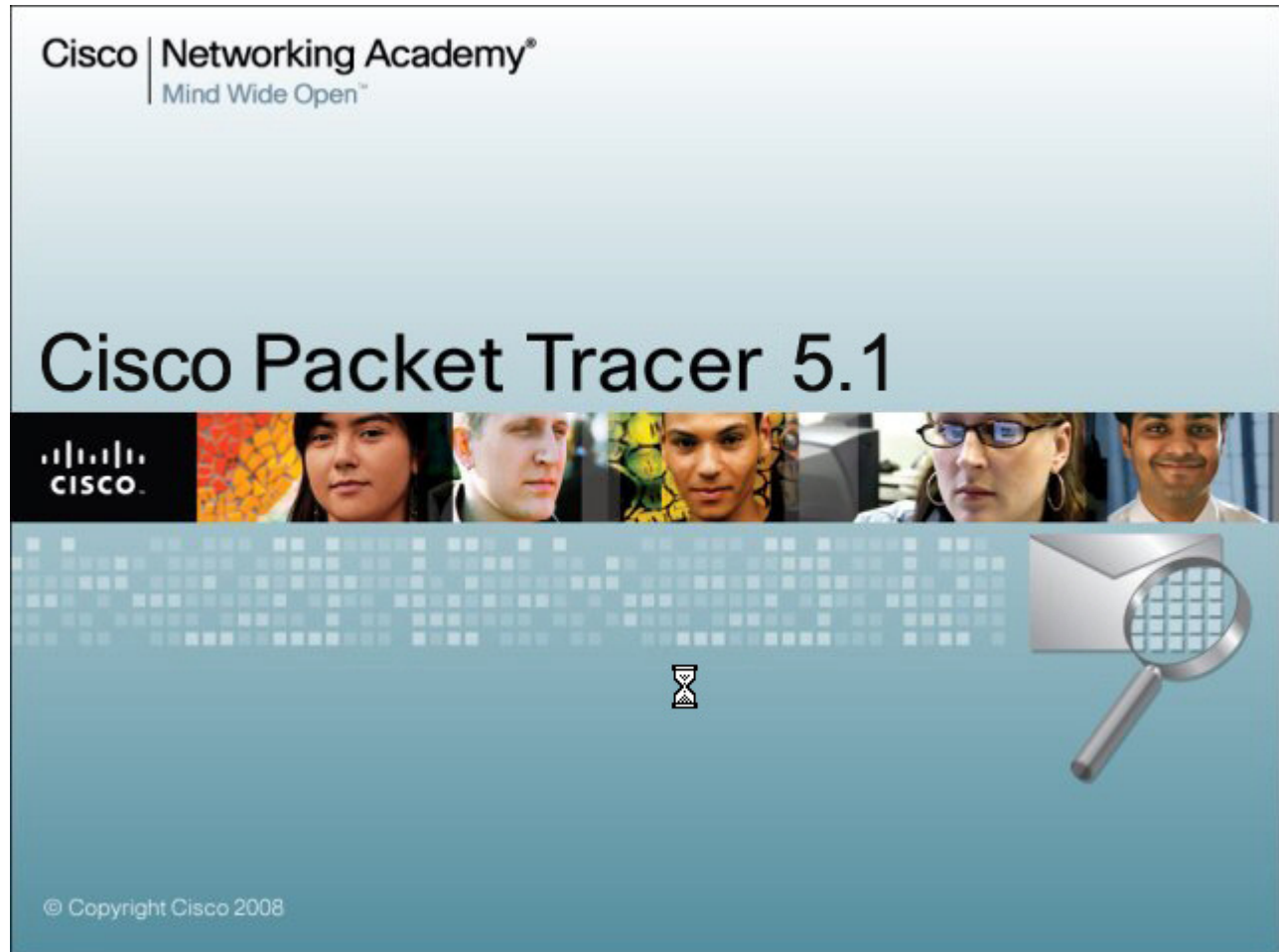


Cisco Packet Tracer di Debian 7

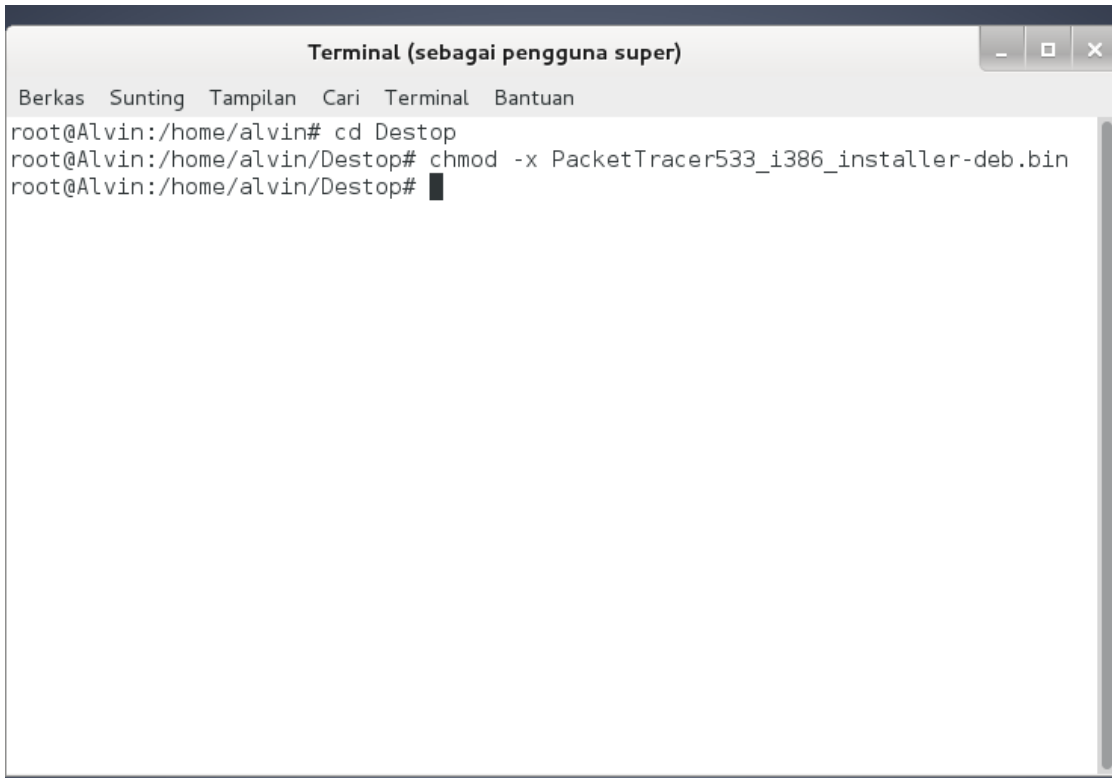
Oleh: Alvin Yulius



Packet Tracer adalah sebuah software simulasi jaringan. Sebelum melakukan konfigurasi jaringan yang sesungguhnya (mengaktifkan fungsi masing-masing device hardware) terlebih dahulu dilakukan simulasi menggunakan software ini. Simulasi ini sangat bermanfaat jika membuat sebuah jaringan yang kompleks namun hanya memiliki komponen fisik yang terbatas.

1. Download software Cisco Packet Tracer pada tautan <http://www.mediafire.com/?r95gqy7n331ht8t>

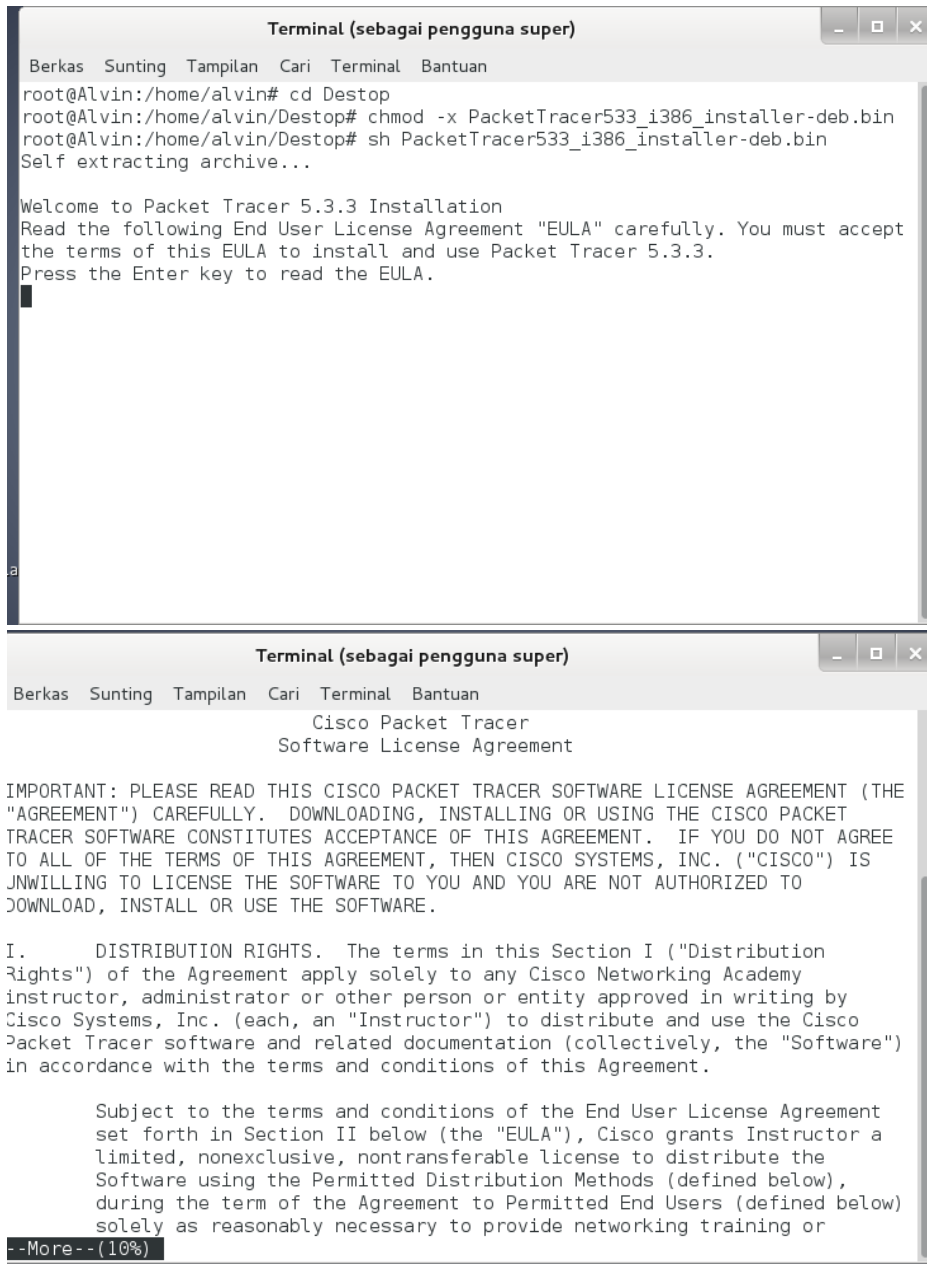
2. Setelah selesai didownload, buka terminal atau console dan masuk ke direktori tempat dimana software Cisco Packet Tracer tadi diunduh (Misalkan di Destop) `cd Destop`
3. Berikan hak akses agar bisa dieksekusi dengan perintah dibawah ini
 - `# chmod -x PacketTracer533_i386_installer-deb.bin`



The image shows a terminal window titled "Terminal (sebagai pengguna super)". The window has a menu bar with "Berkas", "Sunting", "Tampilan", "Cari", "Terminal", and "Bantuan". The terminal content shows the following commands and their outputs:

```
root@Alvin:/home/alvin# cd Destop
root@Alvin:/home/alvin/Destop# chmod -x PacketTracer533_i386_installer-deb.bin
root@Alvin:/home/alvin/Destop# █
```

4. Kemudian install dengan memasukan perintah berikut
 - `# sh PacketTracer533_i386_installer-deb.bin`



```
Terminal (sebagai pengguna super)
Berkas Sunting Tampilan Cari Terminal Bantuan
root@Alvin:/home/alvin# cd Destop
root@Alvin:/home/alvin/Destop# chmod -x PacketTracer533_i386_installer-deb.bin
root@Alvin:/home/alvin/Destop# sh PacketTracer533_i386_installer-deb.bin
Self extracting archive...

Welcome to Packet Tracer 5.3.3 Installation
Read the following End User License Agreement "EULA" carefully. You must accept
the terms of this EULA to install and use Packet Tracer 5.3.3.
Press the Enter key to read the EULA.
█

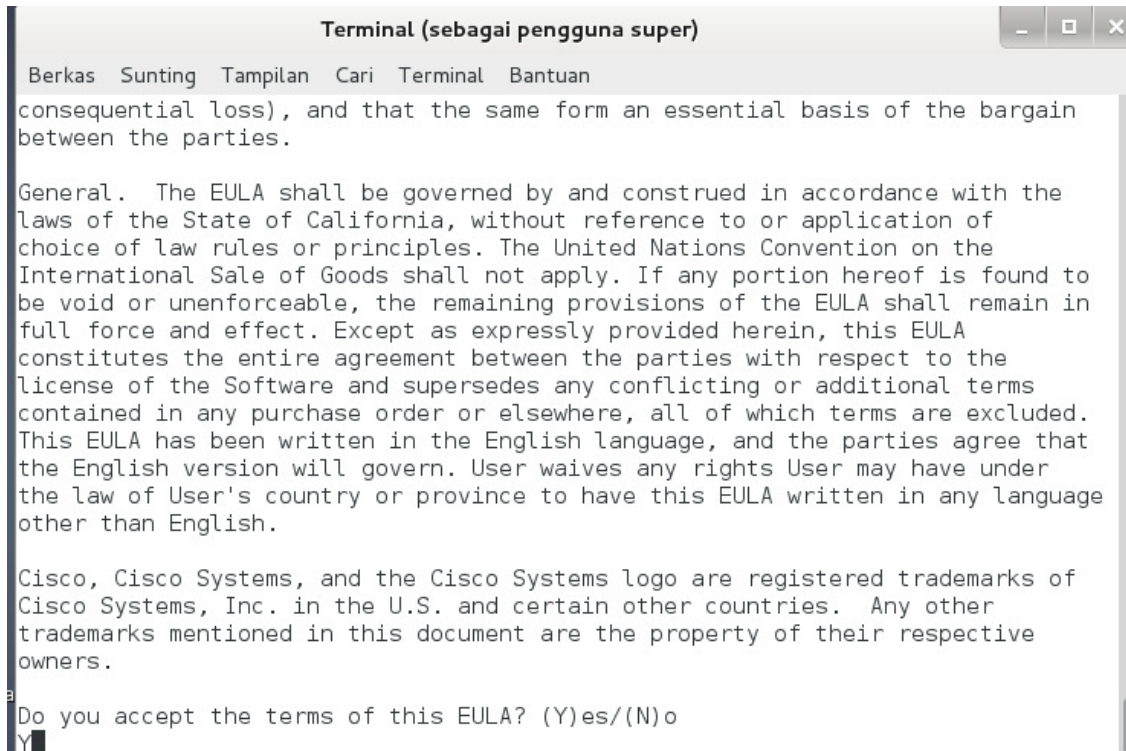
Terminal (sebagai pengguna super)
Berkas Sunting Tampilan Cari Terminal Bantuan
Cisco Packet Tracer
Software License Agreement

IMPORTANT: PLEASE READ THIS CISCO PACKET TRACER SOFTWARE LICENSE AGREEMENT (THE
"AGREEMENT") CAREFULLY. DOWNLOADING, INSTALLING OR USING THE CISCO PACKET
TRACER SOFTWARE CONSTITUTES ACCEPTANCE OF THIS AGREEMENT. IF YOU DO NOT AGREE
TO ALL OF THE TERMS OF THIS AGREEMENT, THEN CISCO SYSTEMS, INC. ("CISCO") IS
JNWILLING TO LICENSE THE SOFTWARE TO YOU AND YOU ARE NOT AUTHORIZED TO
DOWNLOAD, INSTALL OR USE THE SOFTWARE.

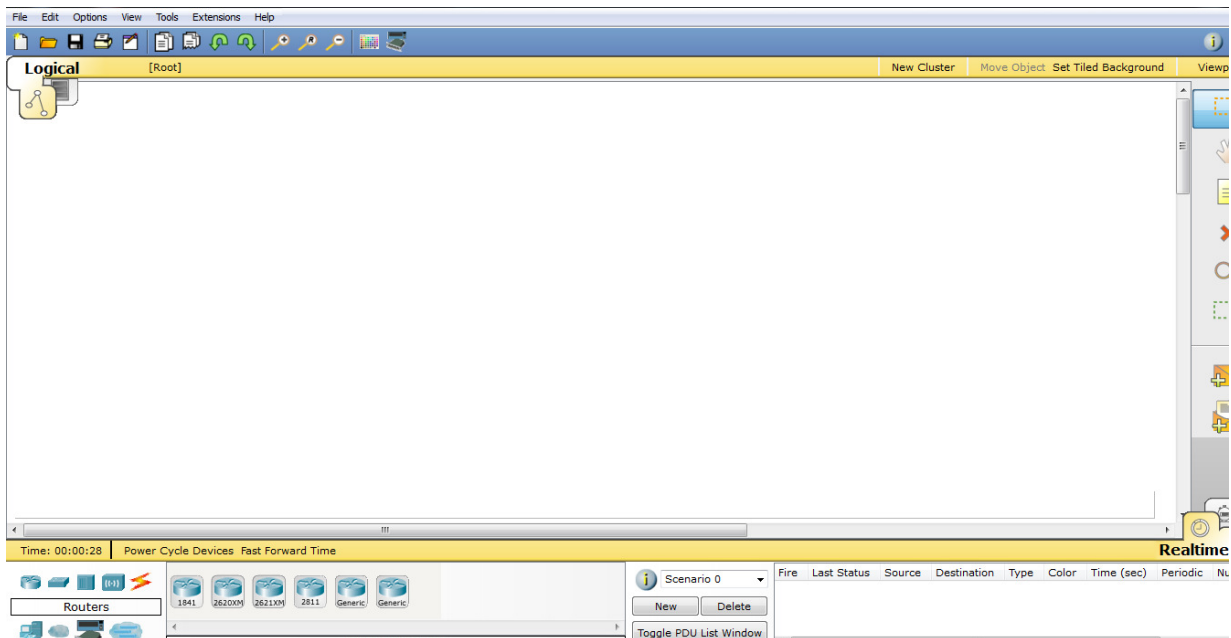
I. DISTRIBUTION RIGHTS. The terms in this Section I ("Distribution
Rights") of the Agreement apply solely to any Cisco Networking Academy
instructor, administrator or other person or entity approved in writing by
Cisco Systems, Inc. (each, an "Instructor") to distribute and use the Cisco
Packet Tracer software and related documentation (collectively, the "Software")
in accordance with the terms and conditions of this Agreement.

Subject to the terms and conditions of the End User License Agreement
set forth in Section II below (the "EULA"), Cisco grants Instructor a
limited, nonexclusive, nontransferable license to distribute the
Software using the Permitted Distribution Methods (defined below),
during the term of the Agreement to Permitted End Users (defined below)
solely as reasonably necessary to provide networking training or
--More-- (10%)
```

5. Tunggu beberapa saat hingga proses instalasi selesai, berikan jawaban “Y” untuk menyetujui syarat dan ketentuan yang berlaku



6. Selesai instalasi beres.



7. Kita bisa menambahkan router atau switch atau komputer. Akan berwarna hijau jika koneksi IP sudah benar

